




Micro Ohmmeter RMO200A

- Lightweight - only 7 kg
- Powerful 5 A – 200 A DC
- Measuring range 0 – 999,9 mΩ
- Resolution to 0,1 μΩ
- SINGLE / CONTIN Mode
- Mechanical protection IP43



High DC current resistance meter

Description

RMO200A is a Micro Ohmmeter based on state of the art technology, using the most advanced switch mode technique available today. RMO200A generates true DC current with automatically regulated test ramps. During the test RMO200A ramps with increasing current before measuring and decreasing current after the measurement. This eliminates magnetic transients. After the test current has been set, the automatic test procedure is started by pressing the Ω-button.

The RMO200A instrument can store up to 100 measurements. All measurements are time and date stamped. Using DV-Win software a test can be performed from a PC, and the results can be obtained directly at a PC. Communication between RMO200A and PC is through USB (as standard) or RS232 cable (as an option). Using DV-Win the result can be arranged as an Excel spreadsheet which can be later shown as a diagram and printed for a report.

The set is equipped with thermal and overcurrent protection. The RMO200A has very high ability to cancel electrostatic and electromagnetic interference in HV electric fields. It is achieved by very efficient filtration. The filtration is made utilizing proprietary hardware and software.

Output Ratings

The full output is available from the RMO200A at 230 V or 115 V Mains Supply.

| Supply Voltage | Output Current | Full Load Voltage |
|----------------|-------------------|-------------------|
| 230 V AC | 200 A DC smoothed | 5,5 V DC |
| | 100 A DC smoothed | 6,0 V DC |
| 115 V AC | 200 A DC smoothed | 5,0 V DC |
| | 100 A DC smoothed | 6,0 V DC |

Output current is filtered and has a ripple of less than 1 %. The RMO200A current output is rated at 200 A for 2,5 minutes and 100 A for 5 minutes at 25 °C ambient temperature.

CONTIN Mode

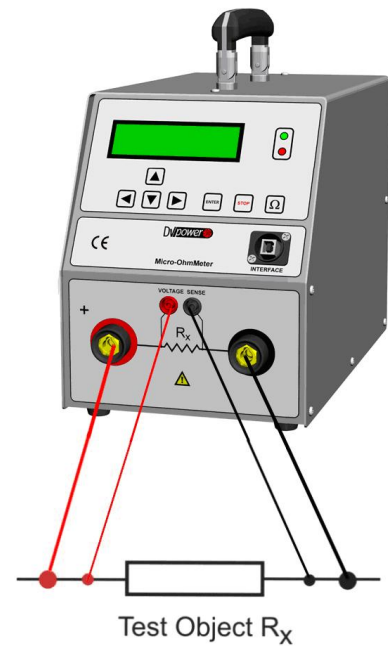
RMO200A can generate DC current continuously using the CONTIN menu. In this menu the current can be chosen the same way like in the SINGLE menu, but the duration of the test can be preset. The test is started pressing the Ω-button. During the test, a new result is shown on the display and stored into the PC (DV-Win) each second. Using DV-Win the result can be arranged as an Excel spreadsheet which can be later shown as a diagram and printed for a report.

Application

Typical application is measuring resistance of:


- ✓ High, middle and low voltage circuit breakers
- ✓ High, middle and low voltage disconnecting switches
- ✓ High-current bus bar joints
- ✓ Cable splices
- ✓ Welding joints

With RMO200A turned off, connect RMO200A to the test object (R_x) in such a way that the measuring cables from the "Voltage Sense" sockets are attached as close as possible to R_x , and in between the current feeding cables. That way, resistance of both cables and clamps is almost completely excluded from the resistance measurement.




Recommended accessories

- ✓ Current cables 2 x 5 m 25 mm² with battery clips
- ✓ Sense cables 2 x 5 m with alligator clips
- ✓ DV-Win PC software
- ✓ Mains power cable
- ✓ Ground (PE) cable
- ✓ Transport bags



Optional accessories

- ✓ Built-in thermal printer
- ✓ Transport case
- ✓ Test shunt 600 A / 60 mV
- ✓ Current cables 2 x 10 m 25 mm²
- ✓ Current cables 2 x 15 m 35 mm²
- ✓ Extension cable 2 x 10 m 35 mm²
- ✓ Sense cables 2 x 10 m with alligator clips
- ✓ Sense cables 2 x 15 m with alligator clips



Technical data

1 - Mains Power Supply

- Voltage 110 – 230 V AC
- Frequency 50 – 60 Hz
- Input power 2000 VA
- Fuse 12 A / 230 V, type F

2 - Output data

- Test current 5 A – 200 A DC
- Measuring range / Resolution
 - 0,1 $\mu\Omega$ - 999,9 $\mu\Omega$ 0,1 $\mu\Omega$
 - 1000 $\mu\Omega$ - 9999 $\mu\Omega$ 1 $\mu\Omega$
 - 10,00 m Ω - 99,99 m Ω 10 $\mu\Omega$
 - 100,0 m Ω - 999,9 m Ω 0,1 m Ω
- Typical accuracy \pm (0,2 % rdg + 0,2 % FS)

3 - Environment conditions

- Altitude below 2000 m
- Temperature -10 °C - +55 °C / 14 °F - +131 °F
- Maximum relative humidity 95 % for temperatures up to 31 °C, decreasing linearly to 40 % relative humidity at 55 °C
- Mains supply voltage fluctuations up to \pm 10 % of the nominal voltage
- Installation/overvoltage category II
- Pollution degree 2

4 - Dimensions and Weight

- Dimensions 198 mm x 255 mm x 380 mm
7,8 in x 10 in x 15 in
(W x H x D) without handle
- Weight 7 kg / 15,4 lb

5 - Warranty

three years

6 - Safety Standards

- European standards EN 61010-1
LVD 2006/95/EC
- International standards IEC 61010-1
UL 61010-1
CAN/CSA-C22.2 No. 61010-1, 2nd edition, including Amendment 1

7 - Electromagnetic Compatibility (EMC)

- CE conformity EMC standard 89/336/EEC
EMC directive 2004/108/EC
- Emission EN 61326-1
- Interference Immunity EN 61326-1

*Specifications are subject to change without notice.



IBEKO POWER AB

Box 1346, 181 25 Lidingö, SWEDEN, TEL: +46 8 731 76 99, FAX: +46 8 731 77 99, sales@dv-power.com, www.dv-power.com